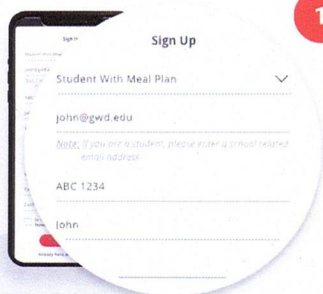



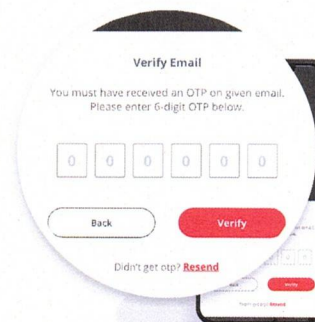


Download the mobile app **Saavor** from



1 User Type: Students who are on Meal Plan

- Enter Semester Details
- Enter Password
- Enter the OTP sent to your email address for verification
- Sign-up Complete



2 User Type: Students who are not on Meal Plan

- Fill the form using your school email address and enter **JU4U** as your Group Code
- Enter semester details, school email address, and password.
- Sign-up Complete

“Campus Dining Dollar” section can be used to check balance and to add money to your meal plan account/ID card



Note:

Saavor Mobile App is optional. You can directly use your Student ID card to access your meal plan at the register. However, downloading the app will allow you to check your balance in real time, place online orders for both pick-up/delivery, receive notifications about discounts, and check menus.

For customer support, send an email to contactus@saavor.com