

Register Online with the Family Care Safety Registry

The Family Care Safety Registry (FCSR) helps protect seniors, children, and the disabled by conducting background screenings on long term care workers, child care workers, and personal care workers. If you are an employee or a job applicant in one of these fields, you must register with the FCSR before background screenings can be requested. Registering with the FCSR means you will provide personal information and agree to background screenings for employment purposes as defined in [state law](#). There is a one-time registration fee of \$14.00.

Submitting your registration online is faster than the mail. Instead of the cost of a stamp, a \$1.25 processing charge will be added to your fee.

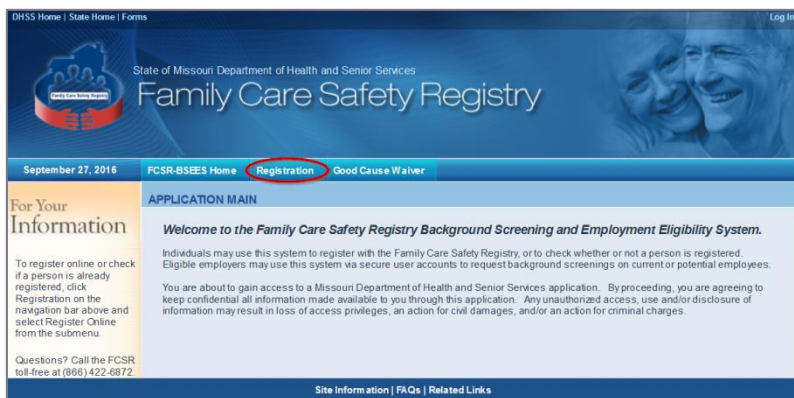
To register online you will need:

- Internet access
- Your Social Security number
- Your email address
- A credit card or debit card

NOTE
You may be asked to supply a copy of your social security card or other verification document after the FCSR receives your registration information.

The online system works best with [Internet Explorer](#).

The web address to access the FCSR Background Screening and Employment Eligibility System (BSEES) for online registration can be found at the end of this document.



From the FCSR-BSEES homepage, click the **Registration** button to begin.

From the submenu, click **Register Online**.



Read the Welcome to Registration Information. When ready, click the tab for **Is A Person Registered** to continue.



NOTE
You will see a Messages section on each page. Informational messages will be in black text. Error messages will be red.

Enter your Social Security number in the appropriate fields on the **Is A Person Registered** screen. Enter the security text/number shown on your screen. Click the **Search** button.

The screenshot shows the 'Is A Person Registered' section of the FCSR-BSEES website. It includes a 'SEARCH BY REGISTRATION' header and a navigation bar with tabs for 'Welcome to Registration information', 'Is A Person Registered', 'Employer Information', and 'Register'. The main content area contains instructions and input fields:

- *Social Security Number: 999 | 99 | 9999
- *Confirm Social Security Number: 999 | 99 | 9999
- *Enter Security Text: 02358

 A 'Search' button is circled in red, and a 'New Code' button is visible below it. A message at the bottom indicates that the Security Text is a required field.

You should be notified that your Social Security number was not found in the database.

The screenshot shows the 'SEARCH BY REGISTRATION RESULTS' page. It features a navigation bar with tabs for 'Welcome to Registration information', 'Is A Person Registered', 'Employer Information', and 'Register'. The main content area contains a message:

Social Security Number: 999-99-9999 was **NOT** found in the database.

The individual with this Social Security Number is NOT registered with the Family Care Safety Registry (FCSR). NOTE: This is not a background screening. A background screening cannot be processed until the individual has completed registration with the FCSR.

If you believe an error has been made and this individual has registered with the FCSR, please provide either the check/money order number used for payment of the registration fee, or the registration number assigned to the individual by the FCSR, or select Contact Us for location and hours. To continue with your registration select the **Employer Information** tab.

To Proceed with Registration: **Continue** (circled in red)

To search for another Social Security Number: **Search**

 A 'Messages' section at the bottom states: 'Social Security Number NOT Found Register by Clicking Continue Button or Selecting the Employer Information Link / Tab'.

NOTE
 If you were notified that your Social Security number **was** found in the database, you may already be registered with the FCSR. If your Social Security number was found and you do not believe you have registered in the past, call the FCSR toll-free at 866-422-6872.

Click the **Continue** button.

Either enter an **Employer Name** (current or potential) *or* make a selection from **Select if No Employer**.

The screenshot shows the 'EMPLOYER INFORMATION' section. It includes a navigation bar with tabs for 'Welcome to Registration information', 'Is A Person Registered', 'Employer Information', and 'Register'. The main content area contains 'Selection Criteria' instructions and input fields:

- *Employer Name: Begins With Contains
- *Select if No Employer: Select

 A dropdown menu is open, showing a list of employer names: 'abc', 'ABC LEARNING CENTER', 'ABC ND ENTERPRISES LLC', and 'ABC PRESCHOOL OF ARVOLD INC'. A 'Search' button is circled in red. A 'Continue' button is also visible. A message at the bottom indicates that the Employer Name is a required field.

To enter an employer name, set your search criteria to either **Begins With** or **Contains**. Begin typing part of the employer name. As you type, a drop down list may appear. You may select an employer name from the drop down list *or* you can use what you've typed thus far.

Click the **Search** button.

After clicking the Search button, you should receive a list of one or more employer names from our database. If the correct employer is shown, click to checkmark the box by the employer name.

If the employer is not found in the database, or if you have another reason for registering, make the appropriate selection from the **Select if No Employer** field.

- Select
- Adoptive Parent
- Employer Not Listed
- Foster Parent / Family Member of Foster Parent
- Home Child Care Provider
- Private Pay / Private Duty
- Student
- Volunteer
- Other

NOTE
 If you are registering with the FCSR so you can be screened as an adoptive parent, please search for the adoption agency in the Employer Name field and choose Adoptive Parent from the Select if No Employer field.

After you have made a selection for either the Employer Name or the Select if No Employer field (or both if applicable), click the **Continue** button.

Now enter your personal information. First, select one or more **Registration Type(s)** by clicking to checkmark the appropriate box(es). Depending on what you select, subcategories may be opened for additional selections.

Select **only** the category(ies) that best describe your reason for registering with the FCSR at this time.

Next, enter your personal information.

Personal Information

*Last Name: *First Name: Middle Name: Suffix:

Add Other Name If you do not list all other known names used, including both first names and last names, your registration may be rejected.

*Date of Birth: Month Day Year *Gender:

If needed, click the **Add Other Name** button to add an additional entry field (or fields) for any other names you have used, such as a nickname, maiden or married names, etc.

Personal Information

*Last Name: *First Name: Middle Name: Suffix:

Add Other Name If you do not list all other known names used, including both first names and last names, your registration may be rejected.

*Last Name: *First Name: Middle Name:

*Date of Birth: Month Day Year *Gender:

Finally, enter your contact information.

Contact Information

Registrant Mailing Address: Enter the registrant's home address. If the employer's address is used, your registration will be rejected.

*Street Address or PO Box:

*Zip Code: *City: *State:

*County:

Telephone:

*Registrant's Email: An email address is required for individuals registering online. This should be a personal email address that belongs to the registrant. Correspondence will be delivered via secure email.

*Confirm Email:

Continue

[Back to Top](#)

*Indicates a Required Field

Messages
 Click Continue Button after Required Information Entered to Proceed with Registration

Click the **Continue** button after all required information is entered.

Click to checkmark the box by the address line that best reflects your address. You must make one selection. Select **Use Address Entered Above** if the standard address result provided does not reflect your mailing address.

Click the **Save** button.

***Standard Address Results** Select the box that accurately displays your mailing address, then click the Save button.

	Address1	Address2	City	State	Zip Code	County
<input checked="" type="checkbox"/>	PO BOX 570		JEFFERSON CITY	MO	65102	COLE
<input type="checkbox"/>	Use Address Entered Above					

Save

[Back to Top](#)

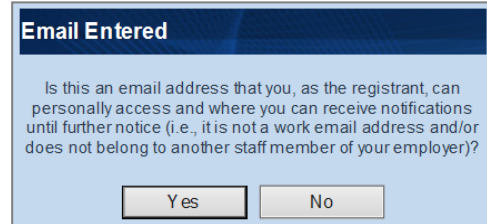
*Indicates a Required Field

Messages

After you enter an email address, you are asked to confirm it is an email address where you can receive your personal copy of FCSR notifications. The email address should belong to you, not to your employer or another staff member.

Click **Yes** if the email address entered is one you access.

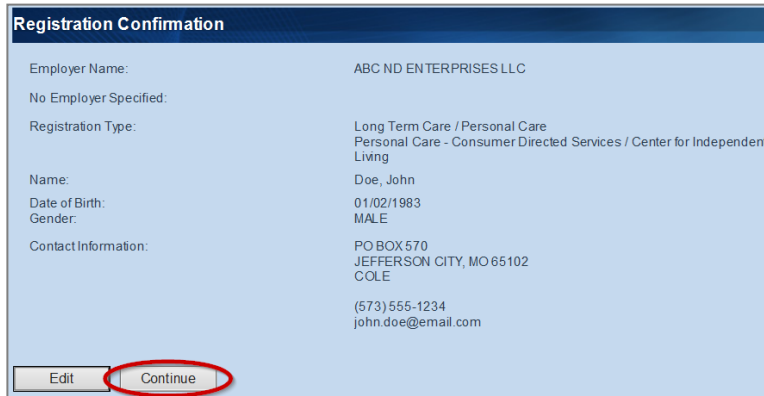
Click **No** to change the email address in your Contact Information now.



Email Entered

Is this an email address that you, as the registrant, can personally access and where you can receive notifications until further notice (i.e., it is not a work email address and/or does not belong to another staff member of your employer)?

Confirm that all information entered is correct.



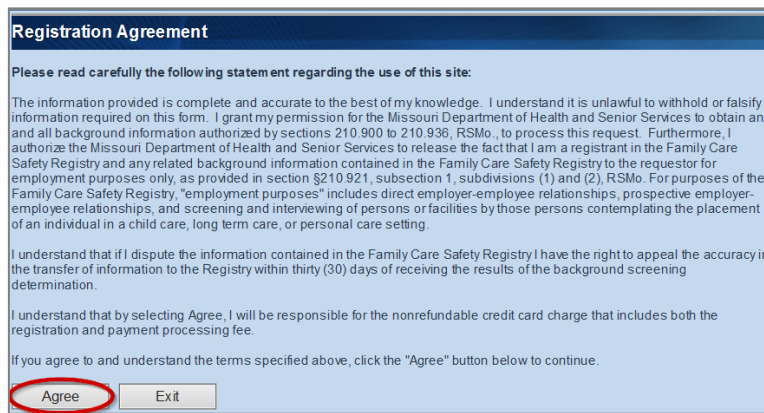
Registration Confirmation

Employer Name:	ABC ND ENTERPRISES LLC
No Employer Specified:	
Registration Type:	Long Term Care / Personal Care Personal Care - Consumer Directed Services / Center for Independent Living
Name:	Doe, John
Date of Birth:	01/02/1983
Gender:	MALE
Contact Information:	PO BOX 570 JEFFERSON CITY, MO 65102 COLE (573) 555-1234 john.doe@email.com

Click the **Edit** button if there is an error.

Click the **Continue** button if your information is entered correctly.

Carefully read the Registration Agreement.



Registration Agreement

Please read carefully the following statement regarding the use of this site:

The information provided is complete and accurate to the best of my knowledge. I understand it is unlawful to withhold or falsify information required on this form. I grant my permission for the Missouri Department of Health and Senior Services to obtain any and all background information authorized by sections 210.900 to 210.936, RSMo., to process this request. Furthermore, I authorize the Missouri Department of Health and Senior Services to release the fact that I am a registrant in the Family Care Safety Registry and any related background information contained in the Family Care Safety Registry to the requestor for employment purposes only, as provided in section §210.921, subsection 1, subdivisions (1) and (2), RSMo. For purposes of the Family Care Safety Registry, "employment purposes" includes direct employer-employee relationships, prospective employer-employee relationships, and screening and interviewing of persons or facilities by those persons contemplating the placement of an individual in a child care, long term care, or personal care setting.

I understand that if I dispute the information contained in the Family Care Safety Registry I have the right to appeal the accuracy in the transfer of information to the Registry within thirty (30) days of receiving the results of the background screening determination.

I understand that by selecting Agree, I will be responsible for the nonrefundable credit card charge that includes both the registration and payment processing fee.

If you agree to and understand the terms specified above, click the "Agree" button below to continue.

If you agree to the statement, click the **Agree** button.

Clicking the **Exit** button will terminate your registration attempt and all information entered will be deleted.

Enter your payment information.

Click the **Continue** button after entering all required information.

Clicking the **Cancel** button will terminate your registration attempt and all information will be deleted.

Confirm the payment information was entered correctly.

Click the **Edit** button to re-enter payment information if needed.

Click the **Continue** button to finish your submission and receive a transaction confirmation.

You should receive a Transaction Successful notification. It may contain an information summary which can be printed now. Click the **Continue** button for a printer-friendly confirmation of registration submission and payment information to the FCSR.

NOTE
If your transaction was declined or failed, you may start over and submit again.

Your printer-friendly confirmation of registration submission and payment information will open in a new window. Print the notification using the Adobe Acrobat Reader print button.

Missouri Department of Health and Senior Services
 800 State Jefferson City, MO 65103-0070 Phone: (573) 751-5000 FAX: (573) 751-6000
 RELAY MISSOURI for Hearing and Speech Impaired and Voice Mail

Family Care Safety Registry
 Background Screening and Employment Eligibility System

January 04, 2019

Tracking Number: [REDACTED]
 Purchase Receipt Confirmation: [REDACTED]

The following information has been submitted to the Family Care Safety Registry (FCSR) - BSEES for processing:

Name: [REDACTED]
 Address: [REDACTED]
 Email: [REDACTED]
 Social Security Number: [REDACTED]
 Date of Birth: [REDACTED]
 Gender: [REDACTED]
 Amount Paid: \$ [REDACTED]
 Processing Fee: \$ [REDACTED]
 Total Amount Charged: \$ [REDACTED]

Print this page and keep a copy for your records. If you are registering for employment purposes, you may take this with you to your interview. Your registration will be processed by the FCSR and a letter will be delivered to the email address provided. Future background screening requests will be processed free of charge. In order for your employer to receive the background screening results, they must request a background screening from FCSR via Internet, telephone or fax. If you have any questions, contact the FCSR toll-free at 1-866-422-6872.

www.health.mo.gov
 Healthy Missourians for life.
 The Missouri Department of Health and Senior Services will be the leader in promoting, protecting and partnering for health.
 AN EQUAL OPPORTUNITY / AFFIRMATIVE ACTION EMPLOYER. Services provided on a nondiscriminatory basis.

NOTE

The printer-friendly confirmation requires:

- The free Adobe Acrobat Reader software, version 9 or higher
- Pop-up blocker settings be modified to allow pop-ups from *.dhss.mo.gov

Go to <https://webapp02.dhss.mo.gov/bsees> to submit your FCSR registration online.

What happens next? FCSR staff will review your registration information and contact you with any questions. After the registration is processed, FCSR will complete an introductory screening and send the results attached to an [encrypted email](#). Eligible employers can request your background information at no charge. You will be notified anytime your background information is provided. Keep your contact information up to date to ensure you receive these notifications. Inform the FCSR of any name changes as well as contact information changes.

Missouri Department of Health and Senior Services
 Family Care Safety Registry
 PO Box 570
 Jefferson City, MO 65102
 Toll-free: (866) 422-6872
 Fax: (573) 522-6981
www.health.mo.gov/safety/fcsr

